




JET feed units are compatible with all makes of woodworking machines



JPF-1




JPF-2



JPF-3




JPF-48




JPF-34



Simple change of feed speed (JPF-48)



Spare tires



Accessory: Rapid installation plate (Stock-No 10000257)


Stock number 230 V	10000255M	10000256M	10000258M	10000259T	10000270T
Stock number 400 V			10000258T		
Model	JPF-1	JPF-2	JPF-3	JPF-34	JPF-48
Number of rollers	3 / 76 x 30 mm	3 / 80 x 30 mm	3 / 100 x 50 mm	3 / 120 x 60 mm	4 / 120 x 60 mm
Max. workpiece height	150 mm	150 mm	200 mm	215 mm	215 mm
Feed speed	variable (2–12 m/min)	5 · 6.5 · 8 and 11 m/min	4 at 230V from 2.9 to 11.5 m/min 8 at 400V from 2.9 to 23 m/min	4 · 8 · 12 and 22 m/min	2 · 4 · 5.5 · 6.5 · 11 · 13 · 16.5 und 33 m/min
Column-Ø	24 mm	40 mm	50 mm	58 mm	58 mm
Cross adjustment	260 mm	260 mm	415 mm	760 mm	760 mm
Motor power output	0.125 HP / S _i 100%	0.25 HP / S _i 100%	0.5 HP / S _i 100%	1 HP / S _i 100%	1 HP / S _i 100%
Motor power input	0.22 HP / S _e 40%	0.44 HP / S _e 40%	0.88 HP / S _e 40%	1.9 HP / S _e 40%	1.9 HP / S _e 40%
Weight	10.5 kg	32 kg	50 kg	60 kg	67 kg

Accessories



Spare tires

- ◆ 10000274 Ø 76 x 30 (JPF-1)
- ◆ 10000276 Ø 80 x 30 (JPF-2)
- ◆ 10000275 Ø 100 x 50 (JPF-3)
- ◆ 10000272 Ø 120 x 60 (JPF-34/48)
- ◆ 10000273 PU Ø 120 x 60 (JPF-34/48)
in PU for 5 times durability



- ◆ 10000257
Rapid installation plate