



MBS-56CS

SAWS



Vise can be mounted on both sides



Saw arm swivels right and left

CE

MBS-56CS – METAL BANDSAW


- ◆ All-hydraulic down feed system standard
- ◆ Hardened, polished worm gear with bronze drive gear for longer service life
- ◆ Fully adjustable ball bearing blade guides
- ◆ Three blade speeds to cut a variety of different materials
- ◆ Automatic power shut-off after cut
- ◆ Cabinet stand with big wheels and carry handle for easy transport
- ◆ Adjustable material stop for serial production
- ◆ Quick-positioning vise can be mounted on both sides
- ◆ Saw arm swivels -45° right and $+60^\circ$ left
- ◆ Low vibration guarantees a precise cut

Standard equipment

- ◆ Bi-metal saw blade
- ◆ Adjustable material stop
- ◆ Fully hydraulic down feed system
- ◆ Cabinet stand with chip tray and mobile base

Stock number 230V	50000320M
Model	MBS-56CS
Depth of cut 90°	<input type="checkbox"/> \varnothing 125 mm <input type="checkbox"/> 125 mm <input type="checkbox"/> 150 x 125 mm
Depth of cut 45°	<input type="checkbox"/> \varnothing 95 mm <input type="checkbox"/> 75 mm
Depth of cut 60°	<input type="checkbox"/> \varnothing 44 mm <input type="checkbox"/> 44 mm
Size of saw blade	13 x 0.6 x 1640 mm
Saw arm adjustment	$-45^\circ / 0^\circ / +60^\circ$
Diameter of blade wheels	187 mm
Blade speeds: 3	20 / 30 / 50 m/min
Motor power output	0.5 HP / S_1 100%
Motor power input	0.9 HP / S_6 40%
Weight	80 kg

Accessories



- ◆ C123.013 Bi-metal saw blade 8/12TPI